



# NGARA NGURA BUILDING

## PARKING INFORMATION

The car spaces are in the underground on-site car park, accessible from George Street.

**1. Turn left on George Street, from Elizabeth Street. Following the George Street and Elizabeth Street cross-section, there is an immediate left turn into the underground car park.**



**2. Upon entering the car park, remain in the left lane and proceed past the loading dock. (Do not veer right up onto the ramp as this is the entrance to the Westfield car park).**






# NGARA NGURA BUILDING

## PARKING INFORMATION

3. To lift the boom gate, please scan your QR code using the DIVVY device or enter your pin then proceed to the first available space which is not designated as reserved.



4. The floor plans on the following pages show the three basement levels and their car spaces.



# NGARA NGURA BUILDING

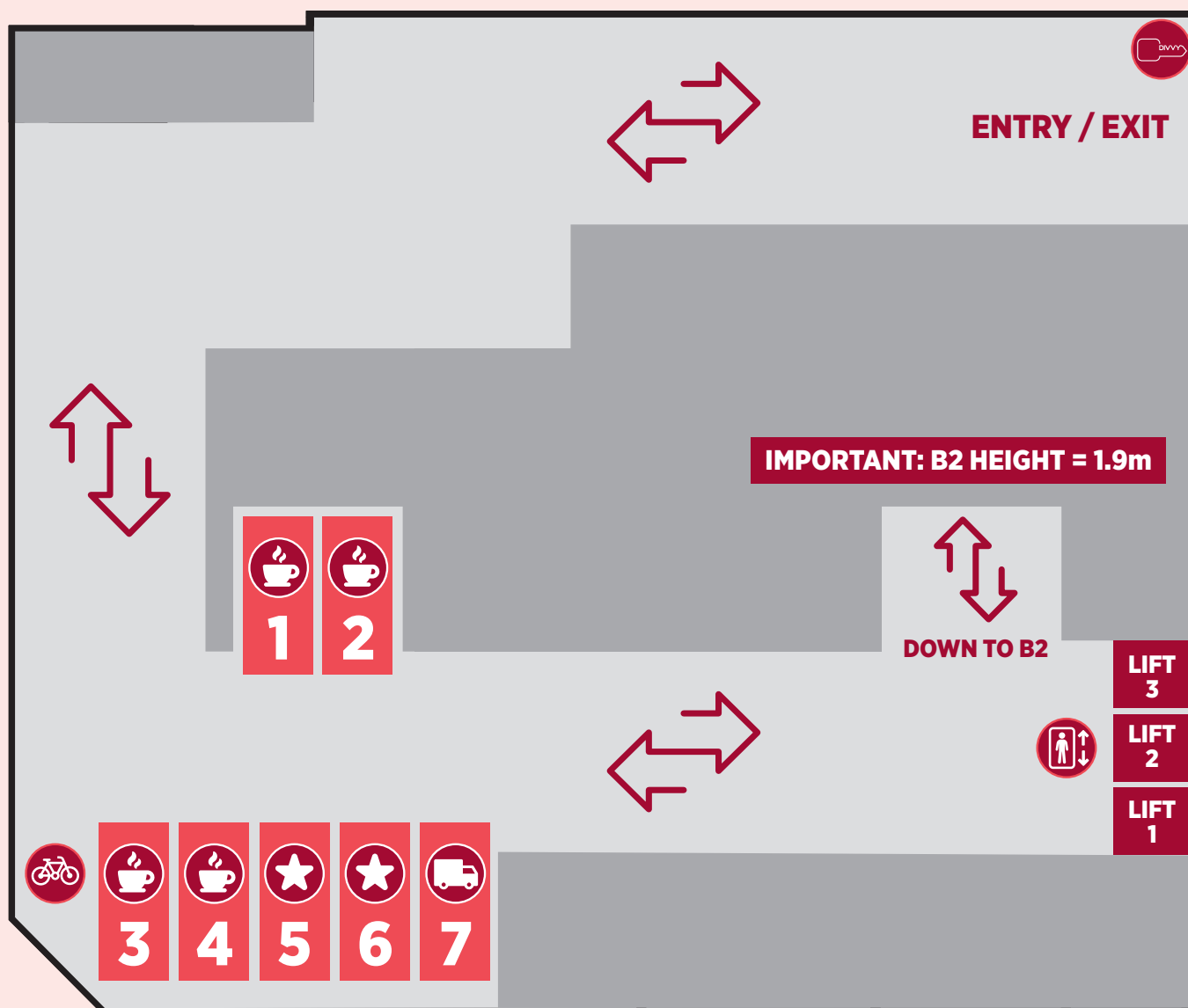
## LEVEL B1: BASEMENT PARKING INFORMATION

The Ngara Ngura Building in Liverpool City is our brand new, state-of-the-art campus. It is conveniently located adjacent to Westfield Shopping Centre, the Macquarie Plaza and 800 metres from the Liverpool transport hub.

The plan below shows on-site carspaces.

**Note:** There are limited parking spaces available at the campus and these are managed by pre-booking with Divvy Parking. For more information please visit [westernsydney.edu.au/parking\\_at\\_western/parking/parking\\_on\\_campus](https://westernsydney.edu.au/parking_at_western/parking/parking_on_campus)

**IMPORTANT:** Please be advised many car spaces are only suitable for small to medium sized vehicles and there is a height restriction of 1.9m.







# NGARA NGURA BUILDING

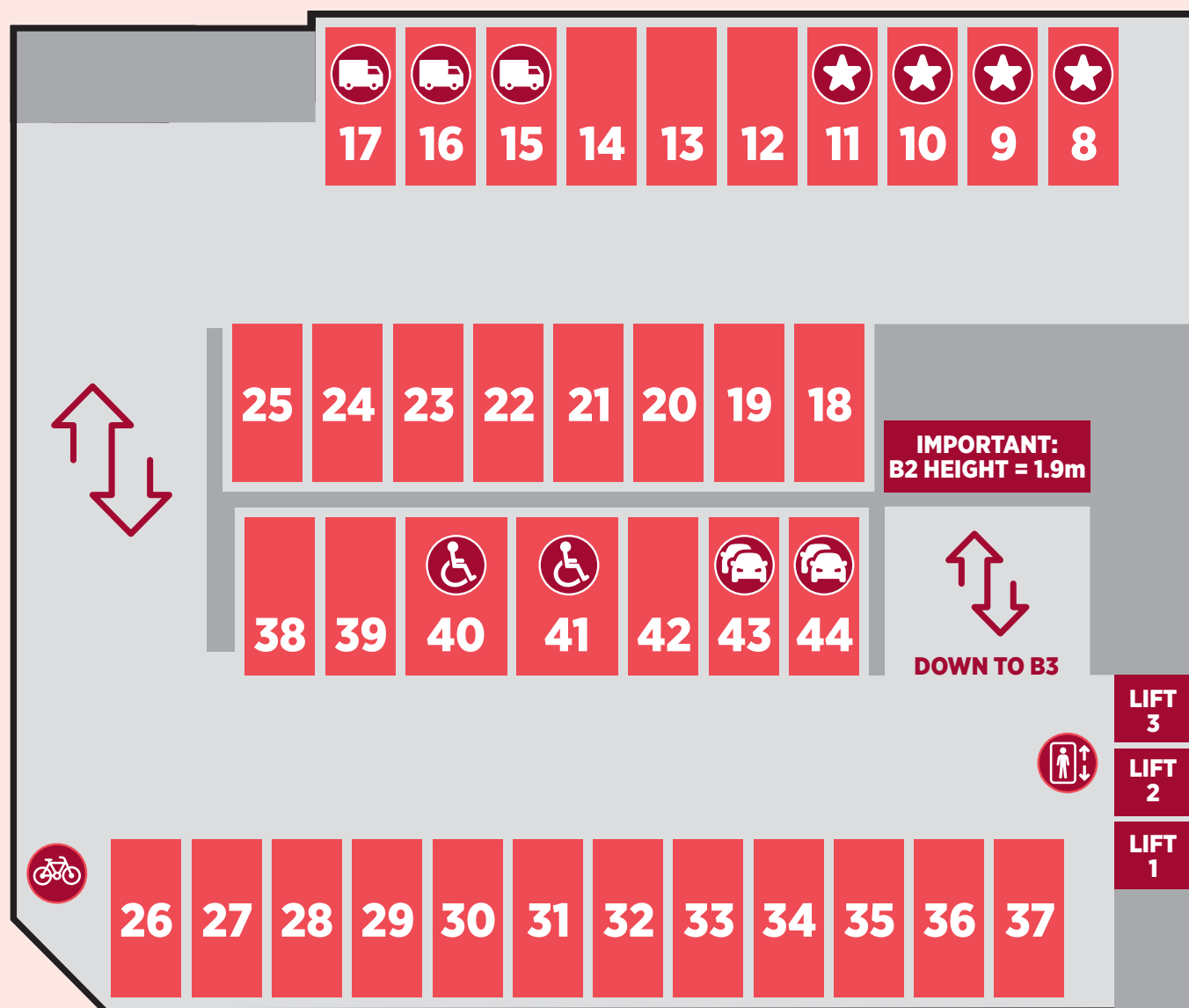
## LEVEL B2: BASEMENT PARKING INFORMATION

The Ngara Ngura Building in Liverpool City is our brand new, state-of-the-art campus. It is conveniently located adjacent to Westfield Shopping Centre, the Macquarie Plaza and 800 metres from the Liverpool transport hub.

The plan below shows on-site carspaces.

**Note:** There are limited parking spaces available at the campus and these are managed by pre-booking with Divvy Parking. For more information please visit [westernsydney.edu.au/parking\\_at\\_western/parking/parking\\_on\\_campus](https://westernsydney.edu.au/parking_at_western/parking/parking_on_campus)

**IMPORTANT:** Please be advised many car spaces are only suitable for small to medium sized vehicles and there is a height restriction of 1.9m.





## NGARA NGURA BUILDING

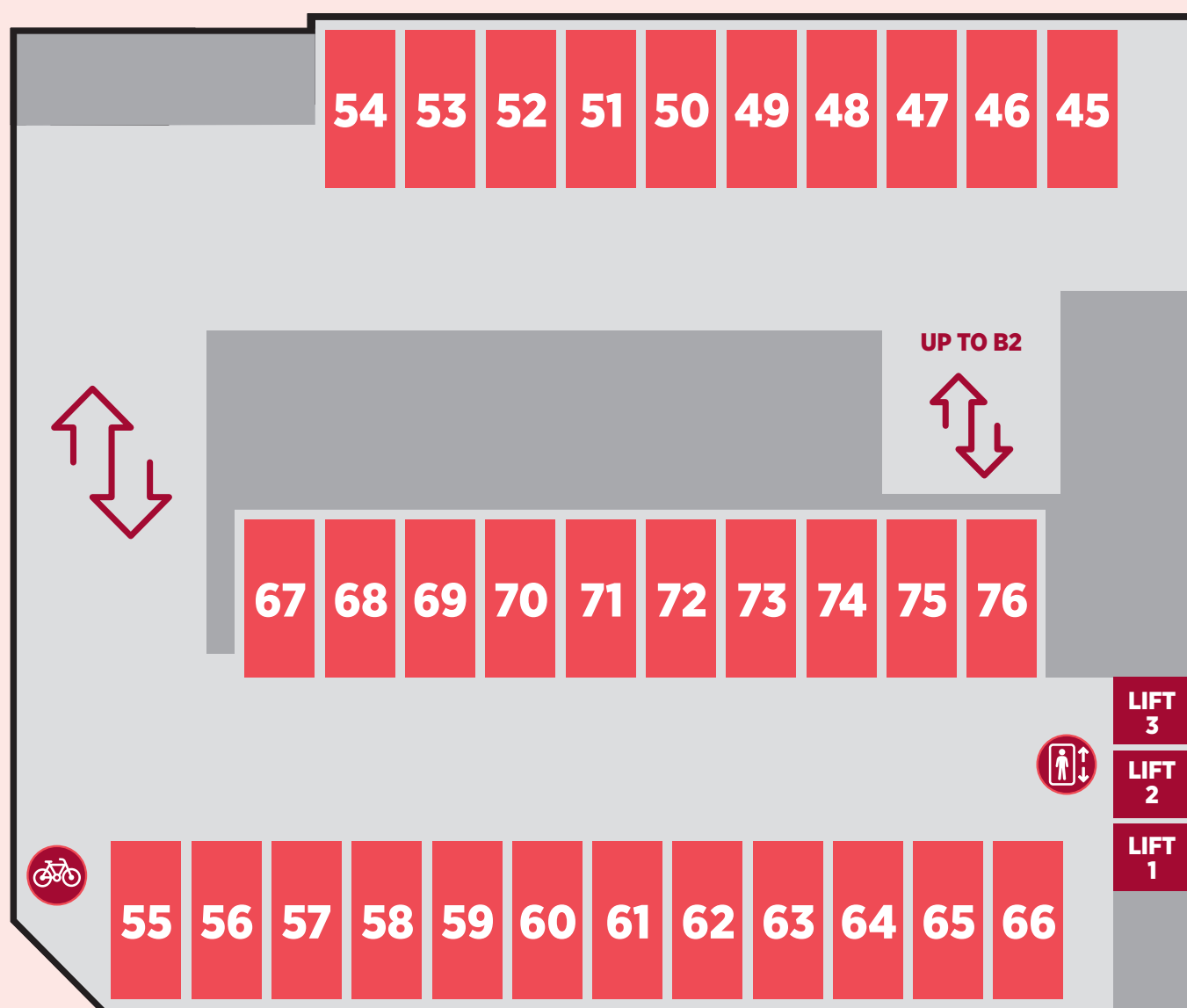
### LEVEL B3: BASEMENT PARKING INFORMATION

The Ngara Ngura Building in Liverpool City is our brand new, state-of-the-art campus. It is conveniently located adjacent to Westfield Shopping Centre, the Macquarie Plaza and 800 metres from the Liverpool transport hub.

The plan below shows on-site carspaces.

**Note:** There are limited parking spaces available at the campus and these are managed by pre-booking with Divvy Parking. For more information please visit [westernsydney.edu.au/parking\\_at\\_western/parking/parking\\_on\\_campus](https://westernsydney.edu.au/parking_at_western/parking/parking_on_campus)

**IMPORTANT:** Please be advised many car spaces are only suitable for small to medium sized vehicles and there is a height restriction of 1.9m.



BIKE RACK



DIRECTION



LIFTS