


# THE MORNING *LaTTe*

LaTTe's NEWSLETTER - MAY 2022

The Learning and Teaching Technologies Advisory Group (LaTTe) provides recommendations to guide the strategic directions and use of learning technologies. Join us as we look at our activities for 2022, and if you'd like to know more, or get involved, contact your [LaTTe representative](#).



## Digital Learning Thresholds Pilot

### What are the DLTs?

The Digital Learning Thresholds or DLTs are a comprehensive set of guidelines for the design of digital learning environments. They were built by Western to support academic staff in the development of consistent and high-quality digital learning experiences and to encourage innovation in digital learning design practice.

### How were the DLTs developed?

To develop the DLTs, an extensive analysis of digital learning design guidelines from various institutions was conducted. The material was analysed for common themes and categories that related to digital learning design practice and further categorised using the Community of Inquiry model which is a well-known conceptual framework that is used to identify key components of online learning environments. This resulted in the final set of Western developed DLTs that are both theoretically informed and grounded in current digital learning design practice.

### When will the DLTs be available in vUWS?

The DLTs are currently being piloted with academics from several schools and their feedback is being integrated into the resources that have been developed to [guide the implementation of the DLTs](#). The pilot will conclude at the end of this semester and you will be able to access the DLTs through Cortex in your vUWS sites from Spring semester 2022.

### Example

The design for equity in online learning environments is based on the provision of learning materials that are accessible to student cohorts with diverse needs. The DLT (#15) that addresses accessibility states that *The site achieves a score of at least 80% on the ALLY accessibility score*. The DLT resource can be used to help you find out what the ALLY score is for your site as well as providing tips and strategies to improve the score. This is one example of how a DLT can be used to improve the student learning experience in your vUWS site.

For more information, [this resource](#) has been developed to guide you through the process of implementing the DLTs in your digital learning environments.

Student Click Data	Ratio Of Students						
	CONTENT TYPE ↕	CLICKS ↕	CLICK DISTRIBUTION ↕	HEATMAP	DISTINCT STUDENTS ↕	ACCESSED ↕	NOT ACCESSED ↕
Content Folder/Content Area	3948	75.85%			15	100%	0%
TurnItIn	559	10.74%			15	100%	0%
Discussion Forum	551	10.59%			15	100%	0%
Item	117	2.25%			15	86%	14%
File	30	0.58%			15	93%	7%
URL	0	0.00%			15	0%	100%
Image	0	0.00%			15	0%	100%
Video	0	0.00%			15	0%	100%

## Academic Facing Analytics Dashboards

There are currently a number of learning analytics reports that can be used to generate data about student activity in vUWS. The Learning Futures team, in conjunction with Blackboard, has developed an enhanced version of the Course-at-a-Glance report to improve the granularity of the data that gets generated and provide insights into student activity (click data) on all content in a single location. This is a timely addition to the suite of available reports after a number of gaps were identified in the existing resources and support material, including how the reports are framed for use in teaching and learning. With this in mind, support material for the use of the enhanced report in teaching and learning contexts has also been developed.

This enhancement is a significant addition to the options that are available to help academics reflect on their learning design practice using data. The enhanced Course-at-a-Glance report currently lives in all vUWS sites and can be accessed from the left-hand navigation bar in vUWS via *Student Tracking > Course Analytics > Course-at-a-Glance*.


## Student Analytics Dashboards

### Planning for an institutional-wide implementation

Student analytics dashboards in vUWS are in pilot in Autumn session. The aim of the pilot is to gain feedback from both instructors and students to help inform the institutional-wide implementation planned for Spring session 2022.

Learning Futures are working with Academic pilot participants to develop a communications plan to maximise the dashboard's reach and use. Early survey responses show the majority of students find the dashboard valuable. Student feedback will also be used to make minor improvements before implementing the dashboards more widely next semester.

As a part of the institutional-wide implementation, we will be developing resources and materials for both instructors and students on the use and considerations of the dashboard. A wider communications plan and a support plan will also be developed collaboratively with ITDS. The student-facing dashboard is a useful addition to the students' digital learning environment, providing them with information that is relevant to engage in their own learning. This aims to support students in making improvements in their performance, the extent and depth of their engagement, and learning practices to study effectively in digital learning environments.



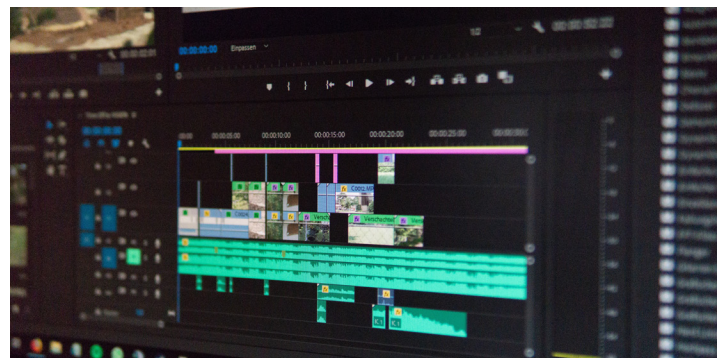
## June is proving to be a busy month at Digital U HQ!

Join techxperts Josh and Alex from ITDS on 1 June for an **Office 365 Variety Hour**.

In this session, they'll navigate some of the lesser known Microsoft tools we have access to at Western, such as Whiteboard, Forms, Stream and To-Do, and how you can use these tools in your regular working day.

Or are you after something a little more creative?

On 22 June, the Adobe team are dropping by to bring you **Video Creation for Educators: Exploring Premiere Pro, Premiere Rush and Express**. We'll navigate these video tools with an Adobe techxpert and look at the use-cases for each. Keep an eye out for the registration link in the coming weeks.



Both of these sessions are perfect for Professional and Academic staff – whether you're a die-hard tech fan, a novice or somewhere in between.

---

## Keen to know more?

Contact your **LaTTe representative** or visit [LaTTe's webpage](#).

Have a great day! From your colleagues on LaTTe.

**LATTE**