






THE INDIGENOUS VOICE TO PARLIAMENT REFERENDUM

Professor Michelle Trudgett
Deputy Vice-Chancellor Indigenous Leadership
Senior Management Forum
25th May, 2023



1





(Pre) How do you plan to vote in the Indigenous Voice to Parliament Referendum?

① Start presenting to display the poll results on this slide.

2


INDIGENOUS VOICE TO PARLIAMENT

THE ORIGIN

Twelve large meetings, or Dialogues, occurred across Australia and culminated in a National Convention at Uluru, with over 250 delegates. Together, those delegates designed, wrote and signed the Uluru Statement, agreeing to its components and reforms.

THE DATE

Expected to occur October – December 2023.



THE POLLS

47% would vote yes
30% would vote no
23% are undecided
Source – Sydney Morning Herald 24/01/23


THE QUESTION

A Proposed Law: to alter the Constitution to recognise the First Peoples of Australia by establishing an Aboriginal and Torres Strait Islander Voice.

THE PROPOSED ALTERATION TO THE CONSTITUTION

Do you approve this proposed alteration?
He suggested three sentences that could be inserted in the constitution:

1. There shall be a body, to be called the Aboriginal and Torres Strait Islander Voice.
2. The Aboriginal and Torres Strait Islander Voice may make representations to Parliament and the Executive Government of the Commonwealth on matters relating to Aboriginal and Torres Strait Islander peoples.
3. The Parliament shall, subject to this Constitution, have power to make laws with respect to matters relating to the Aboriginal and Torres Strait Islander Voice, including its composition, functions, powers and procedures.



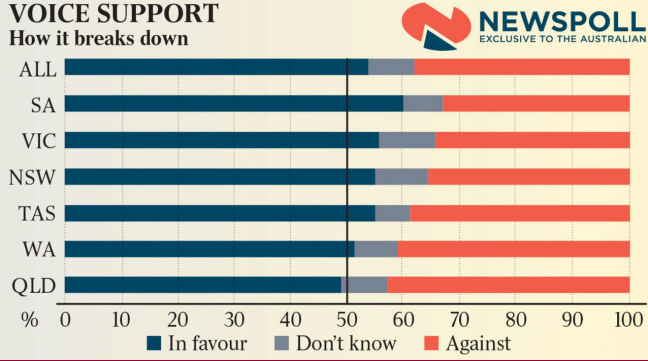
WESTERN SYDNEY
UNIVERSITY

PAGE 3

3

VOICE SUPPORT

How it breaks down




State/Territory	In favour (%)	Don't know (%)	Against (%)
ALL	50	10	40
SA	60	10	30
VIC	55	10	35
NSW	55	10	35
TAS	55	10	35
WA	50	10	40
QLD	50	10	40

Source: "Five states raise voice to back Indigenous recognition: Newspoll". The Australian, 5th April 2023.

Demographic considerations:

- Women more likely to support than men.
- Younger voters more likely to support than older voters.
- Tertiary educated people more likely to support than those without tertiary qualifications (63% v 49%).
- Labour voters more likely to support than Coalition voters (72% v 55%).

Source: ABC Fact Check




WESTERN SYDNEY
UNIVERSITY

4

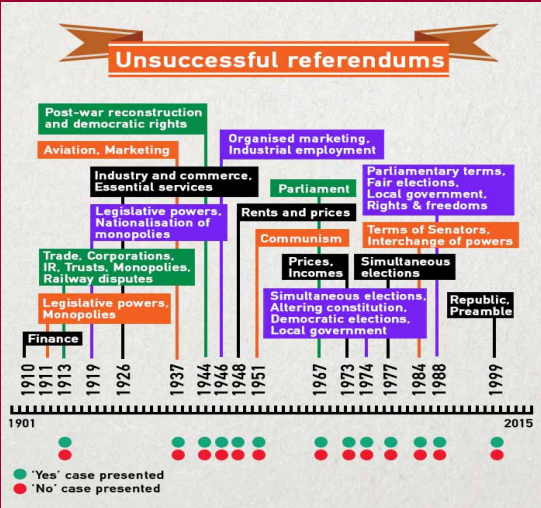
FACT: There have been 44 referendums in Australia's history.

Only 8 have been successful.



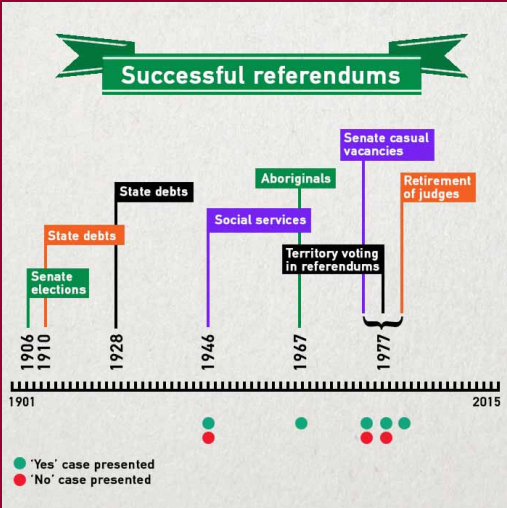
WESTERN SYDNEY
UNIVERSITY

Unsuccessful referendums



● 'Yes' case presented
● 'No' case presented

Successful referendums



● 'Yes' case presented
● 'No' case presented

Source: ABC Fact Check

FACT: INDIGENOUS PEOPLE HAVE DIFFERENT VIEWS ON THE VOICE

WESTERN SYDNEY
UNIVERSITY
W

Source: ABC Fact Check

KEY CONCERNS

Concern 1: Restricted Powers

- Advice can be ignored.
- No authority to stop legislation from progressing.


Concern 2: Representation

1. Who would be elected and what process would determine that?
2. How many people would be elected?
3. What power and responsibilities would those elected people have?

Extract from the Design Principles of the First Nations Referendum Working Group

The Voice will be chosen by Aboriginal and Torres Strait Islander people based on the wishes of local communities

- Members of the Voice would be **selected by Aboriginal and Torres Strait Islander communities, not appointed by the Executive Government.**
- Members would serve on the Voice for a fixed period of time, to ensure regular accountability to their communities.
- To ensure cultural legitimacy, the way that members of the Voice are chosen would suit the wishes of local communities and would be determined through the post-referendum process.



Source: ABC Fact Check


7

A PROPOSED MODEL



ACT	ACT	NSW	NSW	NT	NT
QLD	QLD	SA	SA	TAS	TAS
VIC	VIC	WA	WA	Torres Strait	Torres Strait
Remote NSW	Remote NT	Remote QLD	Remote SA	Remote WA	Torres Strait Living on Mainland

8



**WESTERN SYDNEY
UNIVERSITY**

**Population
data
30 June 2021**

STATE OR TERRITORY OF USUAL RESIDENCE	ABORIGINAL AND TORRES STRAIT ISLANDER	NON-INDIGENOUS	TOTAL
New South Wales	339,546	7,754,269	8,093,815
Victoria	78,698	6,469,342	6,548,040
Queensland	273,224	4,944,429	5,217,653
South Australia	52,083	1,751,109	1,803,192
Western Australia	120,037	2,629,827	2,749,864
Tasmania	33,894	534,015	567,909
Northern Territory	76,736	172,464	249,200
Australian Capital Territory	9,544	444,014	453,558
Australia(a)	984,002	24,704,077	25,688,079

Source: <https://www.abs.gov.au/statistics/people/aboriginal-and-torres-strait-islander-peoples/estimates-aboriginal-and-torres-strait-islander-australians/jun-2021>

9



**WESTERN SYDNEY
UNIVERSITY**



**(Post) How do you plan to vote in the
Indigenous Voice to Parliament
Referendum?**

① Start presenting to display the poll results on this slide.

10

[illegible]

11



As leaders, what activities will you look to implement to raise awareness and create discussion with colleagues?

① Start presenting to display the poll results on this slide.

12



13